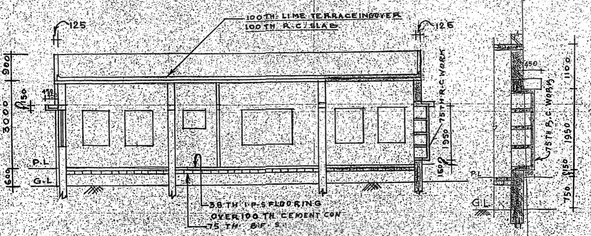


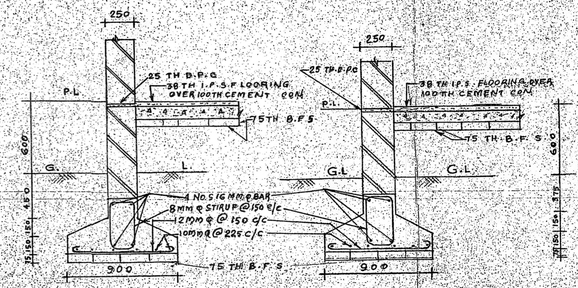
FRONT ELEVATION



SECTION THR A-A

SEC. THR CUP BOARD

SCALE 1:25



DETAILS OF FOUNDATION TYPE A

DETAILS OF FOUNDATION TYPE A1

SCALE - 1:2·5

CERTIFICATE TO BE SIGNED BY THE OWNER.

Certified that I shall not on a latter date make any additions or alterations to this plan so as to convert it for my use or allow it to be used for two separate flats per floor/per storey. (For 2 cottah to 5 cottah plots only).

Certified that I have gone through the building rules for Bidhan Nagar and also undertake to abide by those rules during and after the construction of the building.

Bishnu Padadas Arati Das

(BISHNU PADA DAS) & (ARATI DAS)

CERTIFICATE TO BE SIGNED BY THE ENGINEER

Certified that the foundation and the superstructure of the building have been so designed by us to be safe in all respect including the consideration of bearing capacity and settlement of soil etc.

Certified that this plan has been designed and drawn up strictly according to the building rules for Bidhan Nagar.

Jyoti Ranjan Roy 4/11/85

JYOTI RANJAN ROY.
B.E.(Cal) C. E. (Cal) M.I.E. (Ind) F. A. E. (Ind) R. A. C. A. (Ind) M. I. I. C. (Ind)
M. I. A. E. A. (Ind) Chartered Engineer (I) L. L. B. (Cal)

MD. RAFIQUE.
B. E. (Cal) C. E. (Cal) M. I. E. (Ind) F. A. E. (Ind) R. A. C. A. (Ind)
M. I. I. C. (Ind) M. I. A. E. A. (Ind) Chartered Engineer (I)

ARCHITECT'S SIGNATURE Bani Patil 2/12/85

SCHEDULE OF DOORS/WINDOWS

Type	Size	G/Floor	F/Floor	S/Floor	TH/Floor	TOTAL
D	1050X1980	D4	780X1950			
D1	975X1950					
D2	900X1950					
D3	775X1950					
D4	1750X1125					
W1	900X1125					
W2	900X600					
W3	2100X1125					
W4	1550X900					
W5						
W6						
W7						
D/W1						
D/W2						
D/W3						

Scale 1 IN 100 ; 1 IN 500 ; 1 IN 2·5 & 1 IN 50

PARTICULARS : (AS PER SCALE GIVEN ABOVE, ARE SHOWN IN PRETENTIAL SHAPE & COLOUR) ALL DIMENSION ARE IN M.

Total area of land :- 289·505 m² Permissible area :- 455·97175 m²

Proposed covered area :- 116·08 m², Open space :-

Proposed Plinth area :-

F.A.R. :- 0·4 E.

PLAN FOR R.E.V.I.S.E.D. ONE STORIED BUILDING AT PLOT NO. 130 BLOCK EC SECTOR I SALT LAKE CITY, CALCUTTA-700064

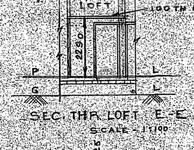
PREPARED BY

CIVIL CONSTRUCTION CO.
ARCHITECTS & ENGINEERS
HEAD OFFICE : BD. 2, SALT LAKE CITY, CALCUTTA-700064
BRANCH OFFICE : AA. 227, SALT LAKE CITY, CALCUTTA-700064
PHONE : 363118

SIGNATURE OF THE PARTNER DRAWING NO. 3/5

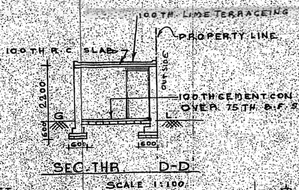
REGD NO. —23 SALT LAKE CITY, CAL-700064 DATE—

BLOCK— EC PLOT NO— 130 SECTOR— I



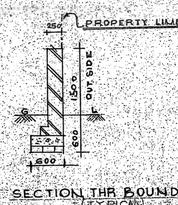
SEC. THR LOFT E-E

SCALE - 1:100



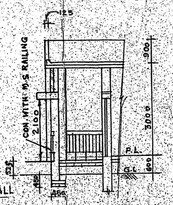
SEC. THR D-D

SCALE 1:100

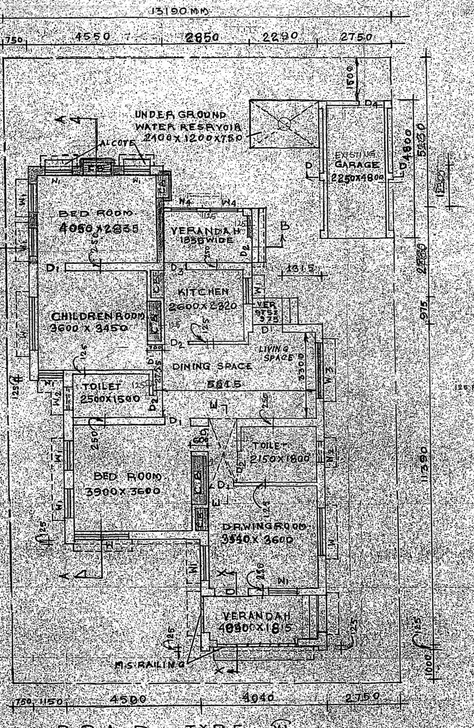


SECTION THR BOUNDRY WALL (TYPICAL)

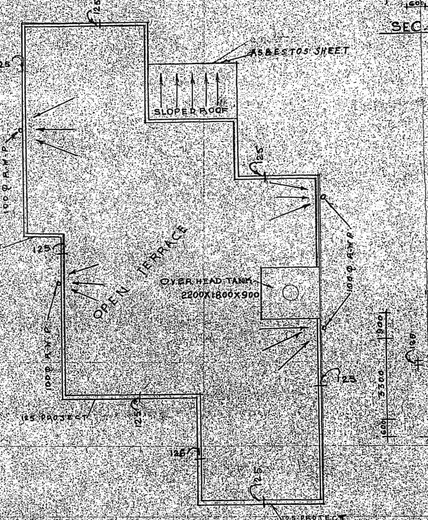
Scale 1:50



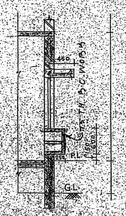
SECTION THR X-X



GROUND FLOOR PLAN

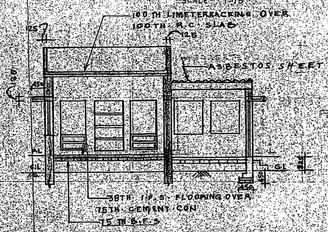


ROOF PLAN

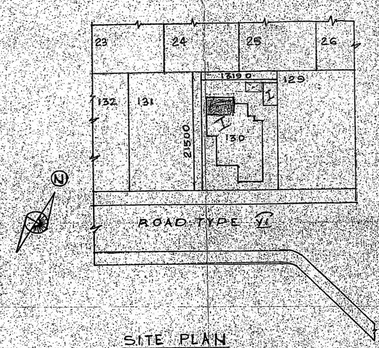


SEC THR ALCOVE

SCALE - 1:25



SECTION THR B-B



SITE PLAN

Scale - 1:500

CIVIL CONSTRUCTION CO.
ARCHITECTS & ENGINEERS
HEAD OFFICE : BD. 2, SALT LAKE CITY, CALCUTTA-700064
BRANCH OFFICE : AA. 227, SALT LAKE CITY, CALCUTTA-700064
PHONE : 363118